

SIMATIC HMI




WinCC V6.2 HMI Manual Collection

System Manual

Printout of the Online Help

Safety Guidelines

This manual contains notices you have to observe in order to ensure your personal safety, as well as to prevent damage to property. The notices referring to your personal safety are highlighted in the manual by a safety alert symbol, notices referring only to property damage have no safety alert symbol. These notices shown below are graded according to the degree of danger.

 DANGER
indicates that death or severe personal injury will result if proper precautions are not taken.
 WARNING
indicates that death or severe personal injury may result if proper precautions are not taken.
 CAUTION
with a safety alert symbol, indicates that minor personal injury can result if proper precautions are not taken.
CAUTION
without a safety alert symbol, indicates that property damage can result if proper precautions are not taken.
NOTICE
indicates that an unintended result or situation can occur if the corresponding information is not taken into account.


If more than one degree of danger is present, the warning notice representing the highest degree of danger will be used. A notice warning of injury to persons with a safety alert symbol may also include a warning relating to property damage.

Qualified Personnel

The device/system may only be set up and used in conjunction with this documentation. Commissioning and operation of a device/system may only be performed by **qualified personnel**. Within the context of the safety notes in this documentation qualified persons are defined as persons who are authorized to commission, ground and label devices, systems and circuits in accordance with established safety practices and standards.

Prescribed Usage

Note the following:

 WARNING
This device may only be used for the applications described in the catalog or the technical description and only in connection with devices or components from other manufacturers which have been approved or recommended by Siemens. Correct, reliable operation of the product requires proper transport, storage, positioning and assembly as well as careful operation and maintenance.

Trademarks

All names identified by ® are registered trademarks of the Siemens AG. The remaining trademarks in this publication may be trademarks whose use by third parties for their own purposes could violate the rights of the owner.

Disclaimer of Liability

We have reviewed the contents of this publication to ensure consistency with the hardware and software described. Since variance cannot be precluded entirely, we cannot guarantee full consistency. However, the information in this publication is reviewed regularly and any necessary corrections are included in subsequent editions.

Documentation for WinCC Basic / Options

Introduction

The Information System is the online help of WinCC, which documents the functions of WinCC. When you install WinCC, the corresponding Information System is installed along with it. If you install additional options to WinCC Basic, the existing Information System will be supplemented with the documentation of the newly added functions.

Independent of this, you also download the WinCC Information System from the Internet. The following table shows which documentation is available in the Internet and in which language.

WinCC

Product	German	English	French	Italian	Spanish
WinCC V6.2	+	+	+	+	+
WinCC/Connectivity Pack V6.2	+	+	-	-	-
WinCC/DataMonitor V6.2	+	+	+	+	+
WinCC/CAS V6.2	+	+	+	-	-
WinCC/Web Navigator V6.2	+	+	+	+	+
WinCC/ProAgent V6.0 SP4	+	+	+	-	-

WinCC ASIA

Product	English	Chinese (Simplified)	Chinese (traditional)	Japanese	Korean
WinCC V6.2	+	+	+	+	+
WinCC/Connectivity Pack V6.2	+	+	-	+	-
WinCC/DataMonitor V6.2	+	+	+	+	+
WinCC/CAS V6.2	+	+	-	+	-
WinCC/Web Navigator V6.2	+	+	+	+	+

Downloading the WinCC Information System from Internet

You can find the download under the following link

<http://support.automation.siemens.com/WW/view/de/25842925>

